



Game Day Challenge Registration Instructions (for users without a Re-TRAC Connect account)

If your school participated in the Game Day Challenge last year, but someone else was the account holder, ask that person to give you their login credentials or change their login username and password to be your email address and a different password.


If you can't get in touch with this person, then create a new Re-TRAC Connect account. Start by going to: <https://connect.re-trac.com/register/gamedaychallenge>. Click on "College or University" under "Please select your organization type from one of the options below."

Re-TRAC CONNECT Log In

Game Day Challenge

The Game Day Challenge is a friendly competition for colleges and universities to promote waste reduction at their football games. The 2012 Challenge is being run by a partnership of the College and University Recycling Coalition (CURC), RecycleMania and Keep America Beautiful (KAB) and is supported by EPA's WasteWise program.

During the challenge, colleges and universities implement waste reduction programs during home football games. Schools track and report waste reductions and disposal data that is used to rank the schools.



Registration

New Re-TRAC Connect Users

Step 1. Create a Re-TRAC Connect user account.

Click on the "College or University" link below and complete all required fields on the registration page. Once completed click on the "Register" button. You will receive an activation email. Click on the link contained in the email to activate your Re-TRAC Connect account.

Note: Check your spam/junk folder if the activation email does not appear in your inbox. If you don't receive an activation email, please contact Re-TRAC Connect support at support@re-trac.com to have your account activated.

Step 2. Complete the Game Day Challenge form

1. Login to Re-TRAC Connect
2. Click the "Go" button
3. Click the yellow "Add New" button
4. Complete and submit the Game Day Challenge form

Note: You can add multiple Games by clicking the yellow "Add New" button.

Download the Re-TRAC Connect user guide for the Game Day Challenge. [User Guide - PDF](#)

Please select your organization type from one of the options below.

▸ [College or University](#)

Existing Re-TRAC Connect Users

If you are an existing Re-TRAC Connect user you can login to Re-TRAC Connect with your existing account to participate in the Game Day Challenge.

Step 1. Join the Game Day Challenge

To enter your existing College or University into the Game Day Challenge:

1. Login to Re-TRAC Connect
2. Click on the "Programs" tab on the top menu
3. Click on the "Join Programs" tab on the sub menu
4. Click the "Details" button
5. Click the "Join" button

Step 2. Complete the Game Day Challenge form

1. Login to Re-TRAC Connect
2. Click the "Go" button
3. Click the yellow "Add New" button
4. Complete and submit the Game Day Challenge form

Note: You can add multiple Games by clicking the yellow "Add New" button.

Download the Re-TRAC Connect user guide for the Game Day Challenge. [User Guide - PDF](#)

Fill out and submit this registration form to create your Re-TRAC Connect account.

Registration

Please fill out the following registration information for Game Day Challenge:

Account Information

First name *


Last name *

Email (this will be your username) *

Confirm Email *


Password *

Confirm Password *



 Nice Strong Password

Location Details

College or University Name *



You'll receive a confirmation email. Click on the link in this confirmation email. This will activate your account and log you into your account.

support@re-trac.com 1:19 PM (1 minute ago) ☆  

to me ▾

Thank you for registering a Re-TRAC Connect account. Please click the link below to activate your account. Once activated you will be redirected to your Re-TRAC Connect home page.

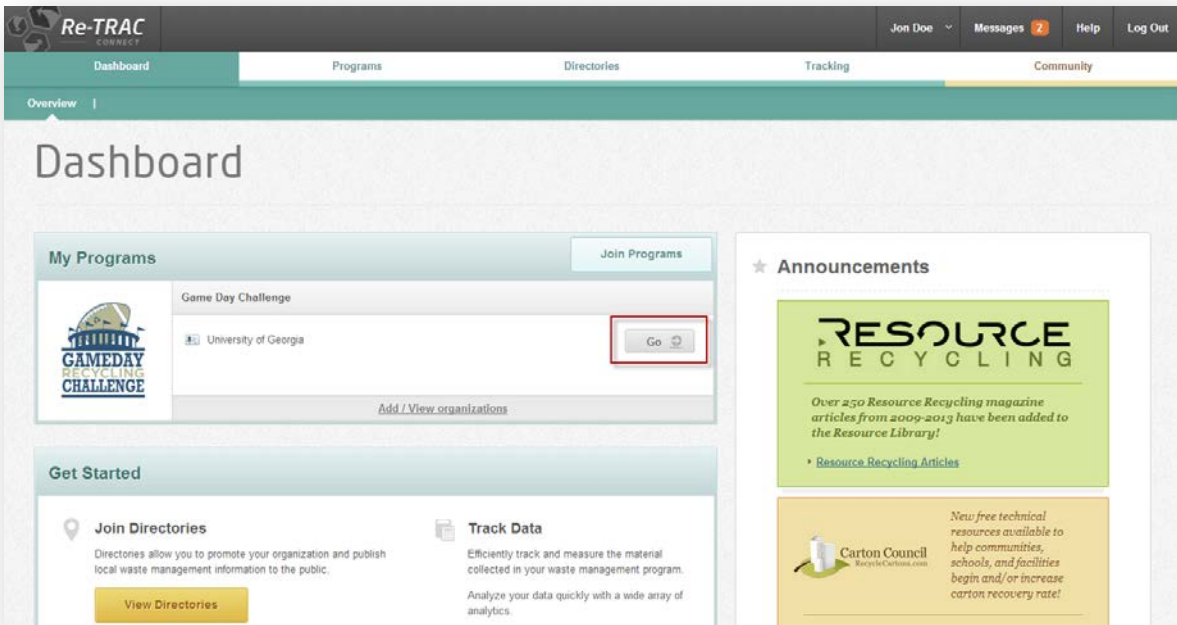
<http://demo.connect.re-trac.com/activate/4m58DUWm0tZmnmc7rcX>

If you do not see your Re-TRAC Connect home page upon clicking the above link, please copy and paste the link into the address bar of your internet browser.

If you require assistance to activate your Re-TRAC Connect account, or if you have questions or comments, contact us by replying to this email. We will respond to your email within two business days.

Sincerely,
The Emerginers
Re-TRAC Connect: <http://www.connect.re-trac.com>

You'll arrive at your Re-TRAC Connect Dashboard. Seeing this dashboard confirms that you are registered for Re-TRAC Connect and the Game Day Challenge program. Click on the "Go" button beside your school's name.



This is your Game Day Challenge Status page.

Click on the blue "+" sign to complete your Game Day Challenge - Registration Form.
Click on the "Add New" button to complete your Game Day Challenge - Results Form.

