

striving for zero waste

- introduction
- recognition
- highlights
- keys to success
- conclusion



UC DAVIS

Zero Waste Aggie Stadium

January 25, 2011 – Game Day Challenge Webinar

Waste Reduction and Recycling

Lin King, Program Manager

Morgan Stevenson, Zero Waste Coordinator

Cristal Munoz, Zero Waste Coordinator

Michelle La, Team Leader

(530) 752-7456

<http://sustainability.ucdavis.edu>



Making a Difference

- introduction
- recognition
- highlights
- keys to success
- conclusion

Zero Waste Program at UC Davis Aggie Stadium




Since 1996, Waste Reduction and Recycling has been committed to effective waste diversion programs



University of California has diversion goals of:

- 75% Diversion by 2012
- Zero waste by 2020



striving for zero waste

- introduction
- recognition
- highlights
- keys to success
- conclusion


Publicity and Promotions

Aggie Stadium received publicity for its nationwide win for landfill diversion



- UC Davis front page
- Friday Update
- Waste and Recycling News
- Sacramento News and Review

Making a Difference



- introduction
- recognition
- highlights
- keys to success
- conclusion

Highlights





Results from EPA Game Day Challenge



Highlights from 2010 Season



Keys to Success




reduce your waste

- introduction
- recognition
- highlights
- keys to success
- conclusion

EPA Game Day Challenge



UC Davis won the Diversion Rate Champion category with an 89% diversion rate


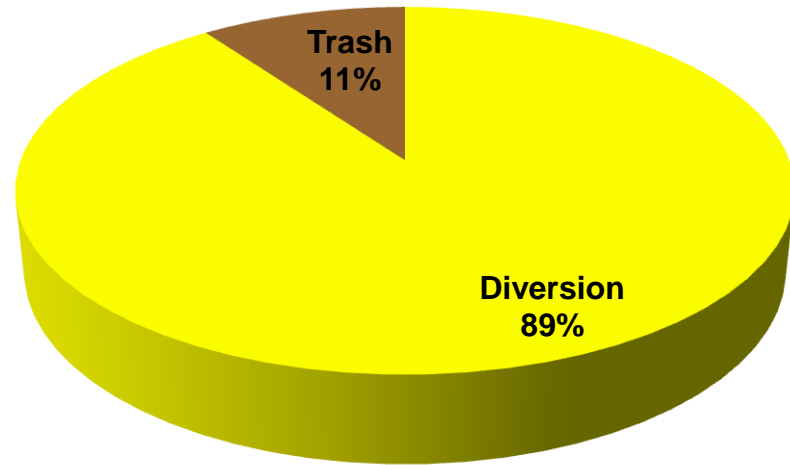


Making a Difference

- introduction
- recognition
- highlights
- keys to success
- conclusion

October 23rd Game Day Trash vs. Diversion


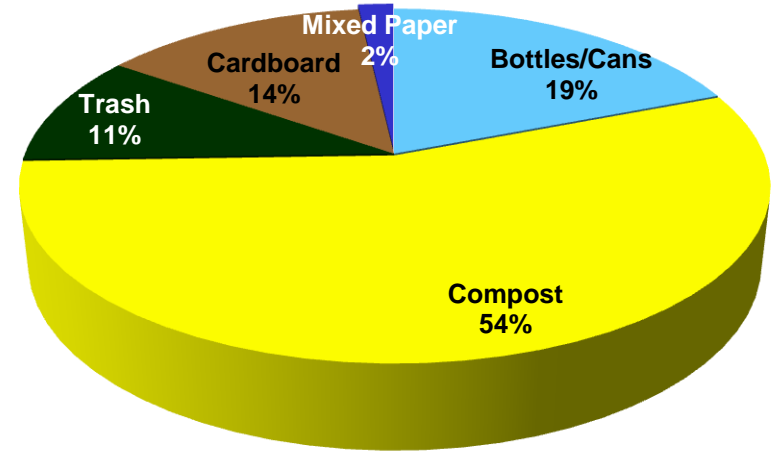
	Weight (lbs)	Percentage
Diversion	796	89%
Trash	89	11%



- introduction
- recognition
- highlights
- keys to success
- conclusion

October 23rd Game Day Material Breakdown

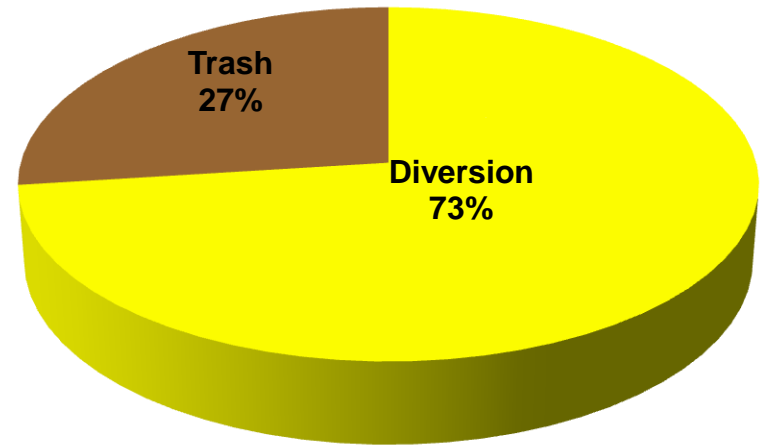
	Weight (lbs)	Percentages
Compost	490	54%
Cardboard	120	14%
Cans & Bottles	169	19%
Mixed Paper	16	2%
Trash	89	11%
Totals	885	100%




- introduction
- recognition
- highlights
- keys to success
- conclusion

2010 Season Stadium Trash vs. Diversion

	Percentage
Diversion	73%
Trash	27%



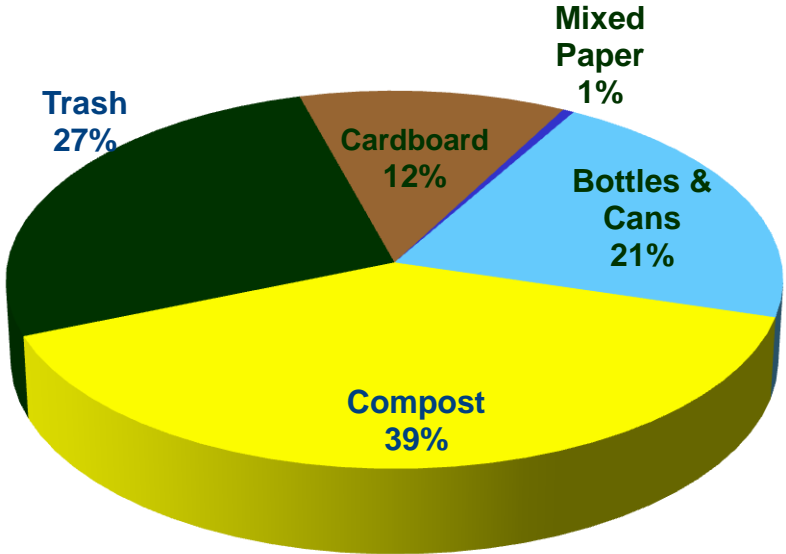
➤ season consisted of six home games




- introduction
- recognition
- highlights
- keys to success
- conclusion

2010 Season Material Breakdown

	Weight (lbs)	Percentage
Bottles & Cans	1655	21%
Compost	3040	39%
Trash	2087	27%
Cardboard	940	12%
Mixed Paper	40	1%



➤ season consisted of six home games



- introduction
- recognition
- highlights
- keys to success
- conclusion

2010 Season





Every item sold from the six concessions is recyclable or compostable



WRR staff and volunteers attended all games and monitored stations to ensure

- Proper recycling
- Proper composting
- Waste reduction



- introduction
- recognition
- highlights
- keys to success
- conclusion



Diversion



Only compost and recycling containers were available during games



Regular concrete trash and recycling cans were sealed



- introduction
- recognition
- highlights
- keys to success
- conclusion



Staff Training



22 different school groups and clubs worked in the concessions



Groups were trained on proper compost and recycling practices



- introduction
- recognition
- highlights
- keys to success
- conclusion


Education and Outreach



Waste Reduction and Recycling plays an active role in the education of zero waste practices on campus




Football games provide great opportunities to promote sustainable practices



- introduction
- recognition
- highlights
- keys to success
- conclusion

Keys to Success

- Partnerships
- Selling only recyclable and compostable materials
- Compost and waste audits
- Commitment to zero waste goals




- introduction
- recognition
- highlights
- keys to success
- conclusion

Partnership



In order to be successful in this challenge, WRR partnered with:

- Athletics
- Aggie Stadium Operations
- Sodexo
- Grounds Division
- Pride Industries
- Solid Waste Division




Compostable and Recyclable Materials Only

- introduction
- recognition
- highlights
- keys to success
- conclusion



- Outside food and drinks are not allowed to be brought into Aggie Stadium
- Sodexo contributes to the zero waste goal by selling items only in compostable or recyclable packaging



- introduction
- recognition
- highlights
- keys to success
- conclusion

Compost Audits




After every game, WRR completed a waste audit



Compost carts were hand sorted by staff



Audits ensured that compost from the games was not contaminated



- introduction
- recognition
- highlights
- keys to success
- conclusion

Waste and Compost Audit




For the final home game, trash dumpsters were also sorted



Some trash items found were:

- Athletic tape
- Candy wrappers (Giveaways)
- Laminated entrance passes
- Hot chocolate and coffee wrappers



- introduction
- recognition
- highlights
- keys to success
- conclusion

Conclusion



Continued efforts will be made to reach zero waste goal each year



Future plans include

- Extending zero waste practices to tailgating events
- Phasing out trash items
 - Ex. find alternatives to non-compostable items
- Work with other stadiums to increase cooperative efforts in the zero waste industry

